



# Assessment for Better Learning





# AGENDA

What to expect from today's session?

- ❑ Meet the speakers
- ❑ Where does innovation lie?
- ❑ Core principles of the TOEFL Family of Assessments
- ❑ Understanding the assessment data
- ❑ Some useful tools



# SPEAKERS



Ozgen Bagci Cervo



Nalan Atabek



# iBUILD IT

A roadmap to success



# OUR GOLDEN CIRCLE



## 1. What does iBUILD IT do?

Empower teachers through TPD activities

## 2. How do we do it?

Through an international learning community

## 3. Why do we do it?

To let every child flourish at their own level in EFL

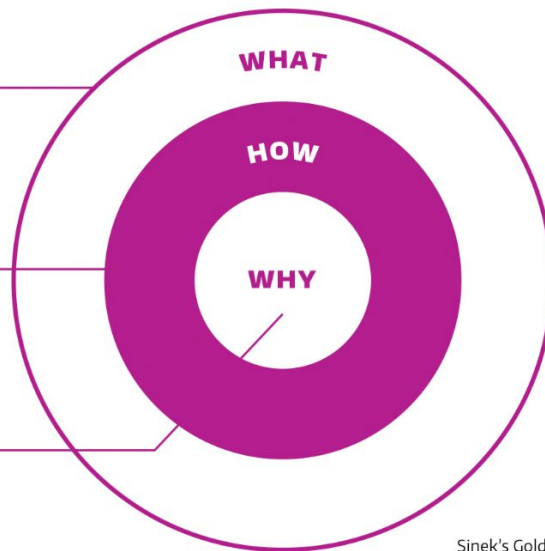


Figure 2:  
Sinek's Golden Circle Model

# WHAT DO WE DO?

---

- Peer observations and job shadowing
- Co-teaching and co-designing materials and lesson plans
- Designing small-scale joint projects with international colleagues
- Engaging in classroom research, collecting data, participating in individual and focus group interviews
- Keeping a teaching log, reflection journal
- Writing blog posts
- Attending webinars
- Preparing and giving webinars
- Presenting at international conferences
- PLG and CLPG
- Learning from experts
- Engaging in talks regarding the future of education with policy makers



# The TOEFL Family of Assessments

CEFR Levels (Common European Framework of Reference)													
PROFICIENT	C2												
	C1												
INDEPENDENT	B2												
	B1												
BASIC	A2												
	A1												
AGE OF TEST TAKERS		8+ Years			11+ Years			16+ Years					

<b>The TOEFL Primary® Tests</b> <ul style="list-style-type: none"> <li>• Monitoring</li> <li>• Advancement</li> <li>• Teacher Support</li> </ul>	<b>The TOEFL Junior® Tests</b> <ul style="list-style-type: none"> <li>• Placement</li> <li>• Monitoring</li> <li>• Advancement</li> </ul>	<b>The TOEFL ITP® Tests</b> <ul style="list-style-type: none"> <li>• Placement</li> <li>• Monitoring</li> <li>• Advancement</li> <li>• Skill Building</li> <li>• Admissions to Specific Programs</li> </ul>	<b>The TOEFL IBT® Test</b> <ul style="list-style-type: none"> <li>• Admissions</li> <li>• Scholarships</li> <li>• Visas</li> <li>• Immigration</li> </ul>
---	--	--	--



**FUNDAMENTALS**

# Why TOEFL Young Students Series?












1

# “Large-scale assessment”



# 2

## “Detailed scale scores”

Step 1 Level	Step 2 Level	Lexile	Scale Score	CEFR
Typical students at this level:	Typical students at this level:			
	 Perform exceptionally well on this test	750L	115 114 113	B1
	 Understand simple stories and age-appropriate academic texts	550L	112 111 110	A2
 Understand short descriptions, information in signs and short messages	 Understand simple stories and are beginning to understand age-appropriate academic texts	325L	109 108 107	
 Understand short descriptions and find information in signs, forms and schedules	 Understand short descriptions and find information in signs, messages and stories	125L	106 105 104	A1
 Begin to understand words and some short descriptions		BR125L	103 102 101	Below A1
Students receiving a level of ☆ and a scale score of 100 may be at the very beginning stages of learning English. Students receiving a level of ☹ and a scale score of 100 may receive better information about their proficiency levels by taking Step 1. Score reports with a scale score of 100 show a Lexile measure of BR250L and a CEFR level of Below A1.				



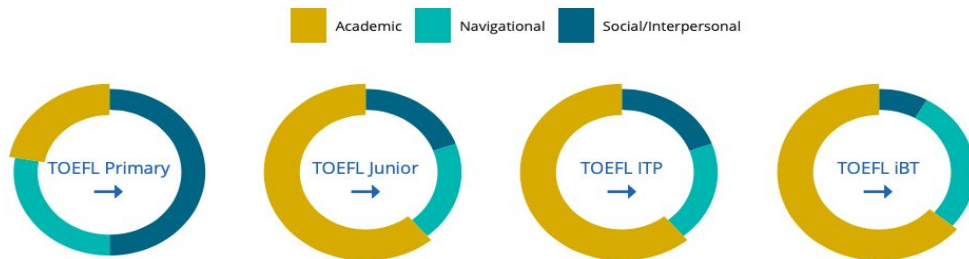
# 3

“Curriculum independent”

# 4

## “Focus on communication”

Tests focus on communication skills,  
not just vocabulary/grammar.



# 5

## “Best practices in language testing”

- Motivation for both low and high achievers
- Focus on progress and learning gains
- Foundation for personalized learning
- Way to differentiation

# The TOEFL Young Students Series

## The TOEFL Primary Tests

### Reading and Listening Step 1

Intended for students in the earlier stages of learning

Tests understanding of:

- Familiar context (school, home, playground)
- Basic formulaic expressions
- Basic vocabulary and phrases related to common objects and people
- Short and simple requests and directions
- Short and simple text about everyday experiences

OR

### Reading and Listening Step 2

Intended for students who have developed some communicative skills

Tests understanding of:

- Basic expressions, requests, phrases and directions
- Simple and short stories and conversations on topics beyond everyday experiences
- Unfamiliar words presented with contextual clues
- Simple content-based texts

Speaking can be combined with Step 1 or Step 2, or it can be taken on its own.

### Speaking

Intended for students in all stages of learning

Tests understanding of:

- Ability to communicate orally in social situations related to daily life
- Expressing basic emotions and feelings
- Simple requests and giving directions
- Describing people, objects, animals, places and activities
- Explaining simple events

## The TOEFL Junior Tests

	TOEFL Junior STANDARD	TOEFL Junior SPEAKING
<b>Age Group</b>	Middle-school/lower-level high-school age students (11+)	
<b>Skills Measured</b>	<ul style="list-style-type: none"> <li>• Listening Comprehension</li> <li>• Language Form and Meaning</li> <li>• Reading Comprehension</li> </ul>	<ul style="list-style-type: none"> <li>• Speaking</li> </ul>
<b>Scoring</b>	<ul style="list-style-type: none"> <li>• All items are multiple choice and are scored by the local ETS Preferred Network</li> </ul>	<ul style="list-style-type: none"> <li>• Scored by certified ETS raters who are trained to score the TOEFL Junior tests</li> </ul>
<b>Score Reports</b>	<ul style="list-style-type: none"> <li>• Score reports include overall score level and individual section scores with detailed performance feedback</li> <li>• The total and section scores are mapped to the Common European Framework of Reference (CEFR) levels</li> <li>• Reading section scores are linked to Lexile reading measures</li> </ul>	<ul style="list-style-type: none"> <li>• Score reports include a speaking score with detailed performance feedback</li> <li>• The score is mapped to a CEFR level</li> </ul>
<b>Test Delivery</b>	<ul style="list-style-type: none"> <li>• Paper delivered</li> <li>• Digitally delivered on the following platforms: Windows® PC, Mac®, iPad® and Chromebook™</li> </ul>	<ul style="list-style-type: none"> <li>• Digitally delivered on the following platforms: Windows PC, Mac, iPad and Chromebook</li> </ul>
<b>Test Administration</b>	<ul style="list-style-type: none"> <li>• Schools or individuals contact their local ETS Preferred Network office to arrange test administration dates</li> </ul>	



# UNDERSTANDING SCORES



# DATA ANALYSIS

**STEP 1: WHAT DO YOU NOTICE?**

**STEP 2: WHAT DO YOU WONDER?**





Student Name	Reading Stars-Badges	Reading Score	Reading CEFR	Reading LXL	Listening Stars-Badges	Listening Score	Listening CEFR	Total
	2	104	A1	125L	1	100	*	102
	3	109	A2	325L	3	109	A2	109
	5	115	B1	750L	5	113	B1	114
	1	100	*	BR250L	2	104	A1	102
	4	111	A2	550L	4	111	A2	111
	2	105	A1	125L	2	105	A2	105
	4	111	A2	550L	4	110	A2	111
	3	107	A2	325L	4	110	A2	109
	1	100	*	BR250L	2	104	A1	102
	2	104	A1	125L	1	100	*	102
	3	109	A2	325L	3	109	A2	109
	1	100	*	BR250L	1	100	*	100
	4	112	A2	550L	5	113	B1	113

# 5

## “Best practices in language testing”

- Motivation for both low and high achievers
- Focus on progress and learning gains
- Foundation for personalized learning
- Way to differentiation

# DATA ANALYSIS


---

**STEP 3: HOW WOULD THIS DATA SUPPORT BEST PRACTICES?**

**STEP 4: HOW WOULD YOU USE THIS DATA?**



Which one is the most useful?



# How efficiently can you use the The Lexile®?




Lexile measures make it easy for educators to:

- Personalize learning.
- Measure student growth.
- Communicate with parents about their child's progress.



# Some Useful Tools in Practice





# iBUILD IT

## A roadmap to success

- [n.atabek@opohvt.nl](mailto:n.atabek@opohvt.nl)
- [ozgencervo@goaltesting.com](mailto:ozgencervo@goaltesting.com)